





小法式 H 款



小法式 H 款 - 木纹



小法式 K 款



小法式 K 款 - 木纹



法式双弧



法式弧形门板




小法式 L 款



小法式 G 款




小法式拼框 D 款



中式平面镶金条 B 款



中式凸面镶金条 A 款



法式 C 款



中式凸面无金条 A 款



透气孔款式



A 款星星网格门



B 款菱形网格门



K 款四叶草网格门




A 款镶茶色玻璃



C 款镶长虹玻璃



G 款镶透明玻璃



弧形镶长虹玻璃



覆膜金棕菩提木平面拼框镶金条



覆膜金棕菩提木凸面拼框镶金条




覆膜红花梨凸面拼框镶金条



SL- 经典白 ●



SL- 奶咖 ●



SL- 米提白 ●



SL- 布鲁灰 ●



SL- 米黄 ●




SL- 缇娜兰 ●



F 型玫瑰金拉手



F 型黑方拉手



F 型黑菱拉手



L 型拉手高 40



小黑 L 型拉手高 32




哑光银色 G 型拉手



哑黑 G 型不带堵头



哑黑 G 型带堵头



玫瑰金 G 型拉手



亮光银色 G 型拉手



SL- 皓月灰 ●



SL- 浅蓝 ●




SL- 高级灰 ●




SL- 松绿 ●




SL- 藕芋 ●



SL- 箬竹 ●



SL- 子午灰 ●




SL- 雪花灰




SL- 卡其 ●



SL- 烟草灰 ●




SL- 石墨灰 ●




SL- 爱马仕橙 ●




SL- 冰山白 (进口)




SL- 金属浅粉 (进口)




SL- 象牙白 (进口)



SL- 浅驼 ●




SL- 奶油黄 (进口)



SL- 星空银 (进口)



SL- 橄榄绿 (进口)



SL- 经典黑 ●




SL- 工业灰 (进口)



SL- 金属闪银灰 (进口)




SL- 蒂芙尼蓝 (进口)



SL- 海蓝 ●





SL-3D 黄橡 ●




SL-3D 核桃木




SL- 黄杨直纹



SL- 秋杏 ●



SL-3D 烟熏木 ●




SL-3D 红花梨木



SL- 直纹胡桃 ●




SL- 杉纹原木



SL- 金丝橡木



SL- 紫金木




SL- 尤加利木



F型包边拉手



L型烤漆隐框拉手



SL- 玲珑超白



SL- 浅咖色 (原罗马卡其)



SL- 米粒玫瑰金




SL- 灰珍珠



SL- 威尼斯灰



SL- 法奶白



SL- 冰箱同色 69




SL- 翡翠绿




SL- 油砂白




SL- 油砂荣耀金




SL- 月光灰



SL- 绒面浅灰



SL- 油砂雪幕银



SL- 油砂星空



SL- 绒面藏蓝




SL- 绅士灰波点



SL- 油砂咖



珠光科里斯



SL- 云峰单色



SL- 威尼斯灰



SL- 梦幻星空蓝



SL- 灰珍珠



SL- 翡翠绿



SL- 轻奢灰